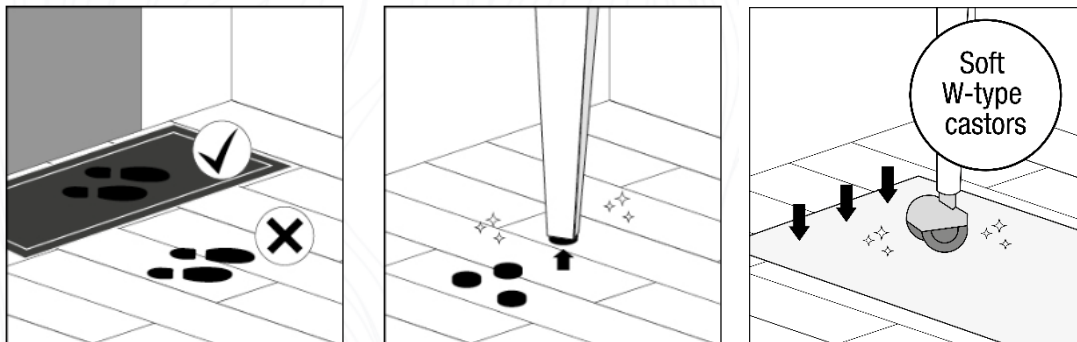


INSTALLATION PROTOCOLE

11_ USE AND MAINTENANCE

To ensure your laminate flooring is used correctly and to extend its lifespan, here are ALSAFLOORING's tips for use and maintenance.

A. Precautions



Entrances from outside must be fitted with devices to trap moisture and abrasive particles (mats, doormats, etc.) brought in on shoes.

To prevent premature wear, the bases of furniture and chair legs should be fitted with felt or synthetic pads. Please ensure you lift your furniture when moving it and fit felt pads to the legs to prevent scratching your floor.

Avoid using Teflon 'glisdome' type pads, as these cause micro-scratches.

Seats on castors must be fitted with soft W-type castors. We recommend fitting a polycarbonate floor protection plate.

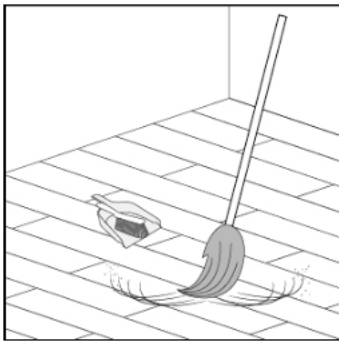
In the event of a point load exceeding 100 kg/cm^2 , it is advisable to use load-distributing pads (e.g. metal piano castors or steel balls). Refer to Protocol Sheet No. 6.

ALSAFLOORING laminate flooring has a waterproof wear layer on the surface made of thermosetting aminoplast resins and features a gloss level and surface structure determined at the factory, which must not be altered by the addition of any other product (wax, polish, varnish).


ALSAFLOOR laminate flooring must **under no circumstances be sanded**.

B. Cleaning.


In addition to choosing a floor covering based on the level of use, ensuring that laminate flooring performs well requires effective, regular maintenance that is tailored to the specific type of flooring and the level of footfall it withstands.



We recommend dry cleaning using a vacuum cleaner with a brush attachment without wheels or a broom. Clean the floor with a slightly damp, well-wrung mop. Do not use any cleaning products.



Clean the floor with a slightly damp, well-wrung mop.



Never use a steam cleaner.

1) Daily care

To maintain your laminate flooring on a regular basis, we recommend dry cleaning using a brush-only vacuum cleaner (without wheels) or a broom.

2) Specific areas

For a more thorough clean, use a slightly damp mop.

To remove stubborn stains such as paint, rubber from shoes, glue or tar, you may use glass cleaner or acetone. After using such products, wipe the floor with a slightly damp mop. Use these products sparingly and do not apply them to the joints. No other products should be used.

Wet cleaning is not recommended. Never use a steam cleaner. Any accidental spills of water must be removed immediately. For Water Resistant installations, refer to Protocol Sheet WR No. 4.

Wiping with a dry cloth prevents limescale marks and allows the premises to be reused more quickly.

IMPORTANT:

Never clean the bevelled edges with a sharp object.

Never use scouring powder as it may damage the floor surface.

C. Further resources

Watch our maintenance tips on our YouTube channel: <https://youtu.be/g3VuphY5lZE>

Or on our website: [Laminate layings - Alsaflooring](#)